

An API For API Hookers Taking A Closer At Malware

Stuart Maclean

Applied Physics Laboratory
University of Washington

Open Source Digital Forensics Conference, 2013



Outline

- 1 Motivation
- 2 API Hooking Obstacles
- 3 A Parser For Windows Header Files
- 4 An API For Autogenerating Hook Functions
- 5 Collecting The Hooked Call Information
- 6 Conclusion



Motivation

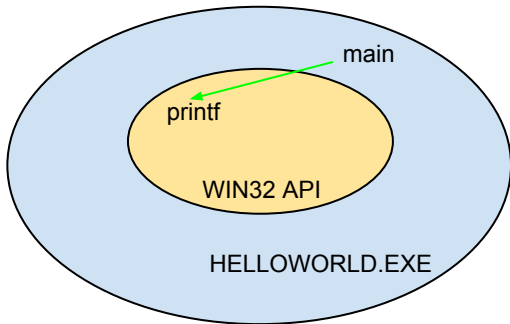
Want to answer the question: what does `randomBinary.exe` do?

- We could stare at the assembler and/or run it.
- We shall run it and observe its behaviour, via API hooking.
- We want to know about *all* its behaviour, not just some of it.
- We want to know not only what it does, but also *how* it was composed.

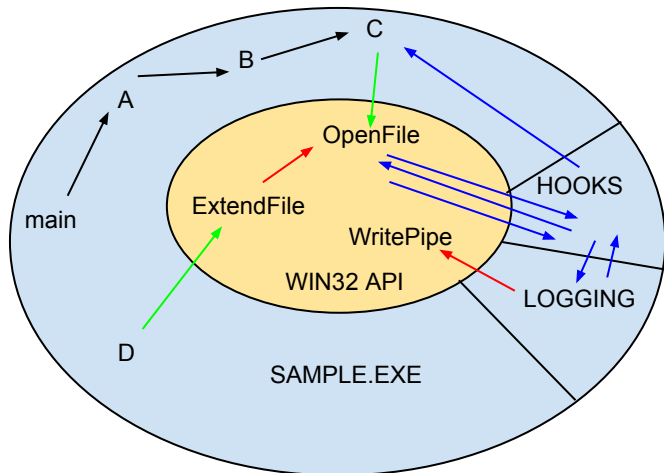


Programs Use System Libraries To Get Work Done

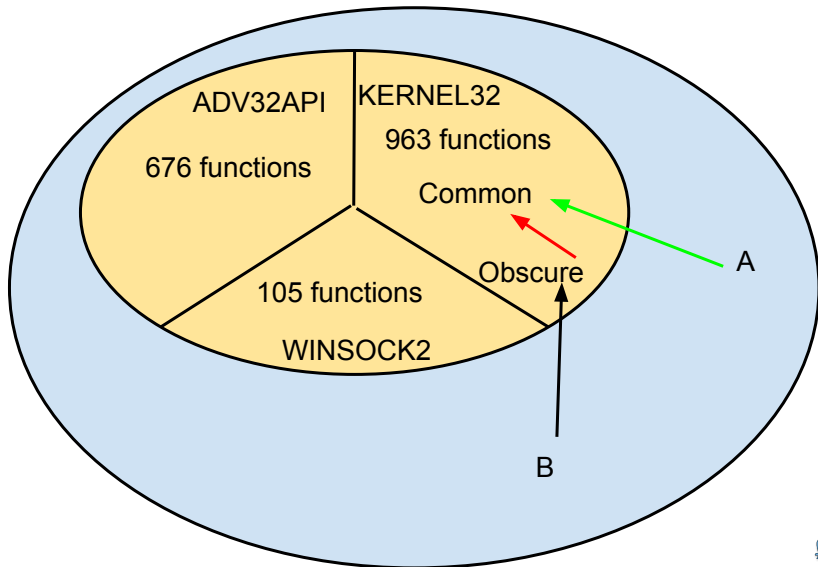
Even HelloWorld uses a system API...



API Hooking Overview



API Hooking Obstacles



API Hooking Obstacles

- Huge number of entry points into the Win32 API.
- Hook *coverage* is ratio of all hooked calls to all possible calls.
- Unhooked calls allow the malware to fly under the radar of the hooking system.
- Goal is to maximise hook coverage and hence monitoring power.



Hooking Calls To A Windows Function — Socket

```
SOCKET socket( int af, int type, int protocol );
```

To monitor this function being called, a hook function might then be

```
SOCKET socketHOOK( int af, int type, int protocol ) {  
    SOCKET result = socketREAL( af, type, protocol );  
    logThisCall( "socket", result, af, type, protocol );  
    return result;  
}
```

An example hook enabling system is Microsoft Detours:

```
SOCKET (*socketREAL)( int, int, int ) = socket;  
DetoursAttach( &socketREAL, socketHOOK );
```



Hooking Calls To A Windows Function — Socket

```
SOCKET socket( int af, int type, int protocol );
```

To monitor this function being called, a hook function might then be

```
SOCKET socketHOOK( int af, int type, int protocol ) {  
    SOCKET result = socketREAL( af, type, protocol );  
    logThisCall( "socket", result, af, type, protocol );  
    return result;  
}
```

An example hook enabling system is Microsoft Detours:

```
SOCKET (*socketREAL)( int, int, int ) = socket;  
DetoursAttach( &socketREAL, socketHOOK );
```



Hooking Calls To A Windows Function — Socket

```
SOCKET socket( int af, int type, int protocol );
```

To monitor this function being called, a hook function might then be

```
SOCKET socketHOOK( int af, int type, int protocol ) {  
    SOCKET result = socketREAL( af, type, protocol );  
    logThisCall( "socket", result, af, type, protocol );  
    return result;  
}
```

An example hook enabling system is Microsoft Detours:

```
SOCKET (*socketREAL)( int, int, int ) = socket;  
DetoursAttach( &socketREAL, socketHOOK );
```



Hooking Calls To A Windows Function — Socket

```
SOCKET socket( int af, int type, int protocol );
```

To monitor this function being called, a hook function might then be

```
SOCKET socketHOOK( int af, int type, int protocol ) {  
    SOCKET result = socketREAL( af, type, protocol );  
    logThisCall( "socket", result, af, type, protocol );  
    return result;  
}
```

An example hook enabling system is Microsoft Detours:

```
SOCKET (*socketREAL)( int, int, int ) = socket;  
DetoursAttach( &socketREAL, socketHOOK );
```



Hooking Calls To A Windows Function — Socket

```
SOCKET socket( int af, int type, int protocol );
```

To monitor this function being called, a hook function might then be

```
SOCKET socketHOOK( int af, int type, int protocol ) {  
    SOCKET result = socketREAL( af, type, protocol );  
    logThisCall( "socket", result, af, type, protocol );  
    return result;  
}
```

An example hook enabling system is Microsoft Detours:

```
SOCKET (*socketREAL)( int, int, int ) = socket;  
DetoursAttach( &socketREAL, socketHOOK );
```



Hook Function Code Generation Strategies

Each function to be hooked requires its own hook. No re-use possible.

Options for writing a hook for each, every call into the WinAPI:

- Inspect the header files or web docs (MSDN) and transcribe.
 - ▶ What the original developer did, for however many calls used.
 - ▶ 10 mins to code each hook times 2000+ functions = long time!
- Transcribe entire API to a database and auto-generate from there. Moves the problem rather than solves it.
- Consider the header files to *be* the database, generate the hooking code from these directly.



Introducing WinC (as in wink, not wince)

WinC is a combination of Java and Windows C:

- A Windows header file parser.
 - ▶ Turns C source code in to Java objects.
 - ▶ Extracts all function declarations and typedefs.
 - ▶ Based on Antlr and a contributed C grammar (adapted!)
- A Java API (3 main classes) for hook function code generation.
- A C API (10 functions) for runtime call logging, distribution.



WinC API Hooking Workflow

- Turn the Windows header files into a data structure (parsing).
- Interrogate this data structure to mass produce hook function source code (code generation)
- Instrument the hooks with precise logging of each call (logging).
- Build and deploy the hooks via e.g. DLL injection.
- Collect the logging messages and analyze.



WinC Header File Parser In Action

First, create a one line C file, e.g. `winsock.c`:

```
#include <Winsock2.h>
```

Next, compile this file on Windows (VizStudio/cygwin/mingw):

```
cl /P winsock.c // produces winsock2.i, over 1MB!
```

With `#defines` and `#includes` now gone, `winsock2.i` contains just

- Function declarations.
- New types (structs, unions, enums) and typedefs.

Finally, run WinC's header file parser on `winsock2.i`:

```
winCParser winsock2.i winsock2.tu
```



WinC Header File Parser Result

```
winCParser winsock2.i winsock2.tu
```

```
Located FunctionDeclarations = 2775
```

```
Located Typedefs = 2613
```

- Each C function declaration in the source becomes a Java object.
- Each typedef also becomes a Java object.
- The output object is a *TranslationUnit* (from the C grammar)
- A *TranslationUnit* is a pair: `List<FunctionDeclaration>`,
`TypedefSystem`
- Save the TU for later use, using e.g. Java serialization.



Hook Function Generation API — TranslationUnit

After the parse phase, we load the saved TU and move on to hook function code auto-generation:

```
class TranslationUnit {
    static TranslationUnit load( File serializedTU );
    // all function declarations
    List<FunctionDeclaration> funcDecls;
    // all typedefs
    TypedefSystem typedefs;
}
```

```
TranslationUnit tu = TranslationUnit.load(
    new File( "winsock2.tu" ) );
for( FunctionDeclaration fd : tu.funcDecls ) {
    autoGenerateHook( fd );
}
```



Hook Generation API — Functions and Parameters

```
class FunctionDeclaration {
    String getName();
    void setName( String newName );
    boolean returnsVoid();
    String returnType();
    String declaration();
    String callExpression();
    List<ParameterDeclaration> getParameters();
    String assignableVariable( String name );
}
```

```
class ParameterDeclaration {
    String getName();
    boolean isValue();
    boolean isString();
}
```



Hook Generation API In Action

```
SOCKET socket( int af, int type, int );
```

Interrogate the FunctionDeclaration object `fd` created by the parser:

```
String s = fd.getName();  
fd.setName( s + "HOOK" );  
print( fd.declaration() );  
print( fd.returnType() );  
fd.setName( s + "REAL" );  
print( fd.callExpression() );
```

```
SOCKET socketHOOK( int af, int type, int poppy3 ){  
    SOCKET result;  
    result = socketREAL( af, type, poppy3 );  
    return result;  
}
```



Hook Generation API In Action

```
SOCKET socket( int af, int type, int );
```

Interrogate the FunctionDeclaration object `fd` created by the parser:

```
String s = fd.getName();  
fd.setName( s + "HOOK" );  
print( fd.declaration() );  
print( fd.returnType() );  
fd.setName( s + "REAL" );  
print( fd.callExpression() );
```

```
SOCKET socketHOOK( int af, int type, int poppy3 ){  
    SOCKET result;  
    result = socketREAL( af, type, poppy3 );  
    return result;  
}
```



Hook Generation API In Action

```
SOCKET socket( int af, int type, int );
```

Interrogate the FunctionDeclaration object `fd` created by the parser:

```
String s = fd.getName();  
fd.setName( s + "HOOK" );  
print( fd.declaration() );  
print( fd.returnType() );  
fd.setName( s + "REAL" );  
print( fd.callExpression() );
```

```
SOCKET socketHOOK( int af, int type, int poppy3 ){  
    SOCKET result;  
    result = socketREAL( af, type, poppy3 );  
    return result;  
}
```



Hook Generation API In Action

```
SOCKET socket( int af, int type, int );
```

Interrogate the FunctionDeclaration object `fd` created by the parser:

```
String s = fd.getName();  
fd.setName( s + "HOOK" );  
print( fd.declaration() );  
print( fd.returnType() );  
fd.setName( s + "REAL" );  
print( fd.callExpression() );
```

```
SOCKET socketHOOK( int af, int type, int poppy3 ) {  
    SOCKET result;  
    result = socketREAL( af, type, poppy3 );  
    return result;  
}
```



Hook Generation API In Action

```
SOCKET socket( int af, int type, int );
```

Interrogate the FunctionDeclaration object `fd` created by the parser:

```
String s = fd.getName();  
fd.setName( s + "HOOK" );  
print( fd.declaration() );  
print( fd.returnType() );  
fd.setName( s + "REAL" );  
print( fd.callExpression() );
```

```
SOCKET socketHOOK( int af, int type, int poppy3 ) {  
    SOCKET result;  
    result = socketREAL( af, type, poppy3 );  
    return result;  
}
```



Hook Generation API In Action

```
SOCKET socket( int af, int type, int );
```

Interrogate the FunctionDeclaration object `fd` created by the parser:

```
String s = fd.getName();  
fd.setName( s + "HOOK" );  
print( fd.declaration() );  
print( fd.returnType() );  
fd.setName( s + "REAL" );  
print( fd.callExpression() );
```

```
SOCKET socketHOOK( int af, int type, int poppy3 ) {  
    SOCKET result;  
    result = socketREAL( af, type, poppy3 );  
    return result;  
}
```



Hook Generation API In Action

```
SOCKET socket( int af, int type, int );
```

Interrogate the FunctionDeclaration object `fd` created by the parser:

```
String s = fd.getName();  
fd.setName( s + "HOOK" );  
print( fd.declaration() );  
print( fd.returnType() );  
fd.setName( s + "REAL" );  
print( fd.callExpression() );
```

```
SOCKET socketHOOK( int af, int type, int poppy3 ) {  
    SOCKET result;  
    result = socketREAL( af, type, poppy3 );  
    return result;  
}
```



Hook Generation API In Action

```
SOCKET socket( int af, int type, int );
```

Interrogate the FunctionDeclaration object `fd` created by the parser:

```
String s = fd.getName();  
fd.setName( s + "HOOK" );  
print( fd.declaration() );  
print( fd.returnType() );  
fd.setName( s + "REAL" );  
print( fd.callExpression() );
```

```
SOCKET socketHOOK( int af, int type, int poppy3 ){  
    SOCKET result;  
    result = socketREAL( af, type, poppy3 );  
    return result;  
}
```



Hook Function Generation Results

```
winCHookGen winsock2.tu hooks.c
```

```
Located FunctionDeclarations = 2775
```

```
Printed Source Line Count    = 17523
```

I use Detours for testing, so the code generator produces

- All the hook functions.
- All the assignable variables.
- A hooks table for table-driven hook insertion.

Finally, take `hooks.c` back to Windows to build the DLL.



Instrumenting The Hooked Call

The whole purpose of API hooking is to watch the program in action.

- Want to record the parameters passed in.
- Want to record the call result.
- Also would like to characterize the call site.

```
SOCKET socketHOOK( int af, int type, int poppy3 ) {  
    SOCKET result = socketREAL( af, type, poppy3 );  
  
    // Need to record/transmit parameters, result  
  
    return result;  
}
```



Logging The Function Call

```
print( "int retAddr;" );
print( "_asm mov eax,[ebp+4]; mov retAddr,eax" );
print( "LogSite(" + retAddr + ")" );
print( "LogName(" + fd.getName() + ")" );
```

```
SOCKET socketHOOK( int af, int type, int poppy3 ) {
    SOCKET result = socketREAL( af, type, poppy3 );
```

```
    int retAddr;
    _asm { mov eax, [ebp+4]; mov retAddr, eax }
    LogSite( retAddr );
    LogName( "socket" );
}
```

Can further use the return address value to *not* log within-API calls (earlier red arrows).



Logging The Function Call

```
print( "int retAddr;" );
print( "--asm  mov  eax,[ebp+4]; mov  retAddr,eax" );
print( "LogSite(" + retAddr + ")" );
print( "LogName(" + fd.getName() + ")" );
```

```
SOCKET socketHOOK( int af, int type, int poppy3 ) {
    SOCKET result = socketREAL( af, type, poppy3 );
```

```
    int retAddr;
    --asm { mov  eax, [ebp+4]; mov  retAddr,  eax }
    LogSite( retAddr );
    LogName( "socket" );
}
```

Can further use the return address value to *not* log within-API calls (earlier red arrows).



Logging The Function Call

```
print( "int retAddr;" );  
print( "__asm mov eax,[ebp+4]; mov retAddr,eax" );  
print( "LogSite(" + retAddr + ")" );  
print( "LogName(" + fd.getName() + ")" );
```

```
SOCKET socketHOOK( int af, int type, int poppy3 ) {  
    SOCKET result = socketREAL( af, type, poppy3 );
```

```
    int retAddr;  
    __asm { mov eax, [ebp+4]; mov retAddr, eax }  
    LogSite( retAddr );  
    LogName( "socket" );  
}
```

Can further use the return address value to *not* log within-API calls (earlier red arrows).



Logging The Function Parameters

```
int arity3( DWORD p1, char* p2, struct S* p3 );
```

```
void logParam( ParameterDeclaration pd ) {  
    String s = pd.getName();  
    if( pd.isValue() )  
        print( "LogValue( sizeof( "+ s + " ), &" + s + " )" );  
    else if( pd.isString() )  
        print( "LogString( " + s + " )" );  
    else  
        print( "LogPointer( sizeof( " + s + " , " + s + " )" );  
}
```

```
LogValue( sizeof( p1 ), &p1 ); // int, void*
```

```
LogString( p2 ); // char*
```

```
LogPointer( sizeof( *p3 ), p3 ); // int, void*
```



Logging The Function Parameters

```
int arity3( DWORD p1, char* p2, struct S* p3 );

void logParam( ParameterDeclaration pd ) {
    String s = pd.getName();
    if( pd.isValue() )
        print( "LogValue( sizeof( "+ s + " ), &" + s + " )" );
    else if( pd.isString() )
        print( "LogString( " + s + " )" );
    else
        print( "LogPointer( sizeof( " + s + " , " + s + " )" );
}

LogValue( sizeof( p1 ), &p1 ); // int, void*
LogString( p2 ); // char*
LogPointer( sizeof( *p3 ), p3 ); // int, void*
```



Logging The Function Parameters

```
int arity3( DWORD p1, char* p2, struct S* p3 );

void logParam( ParameterDeclaration pd ) {
    String s = pd.getName();
    if( pd.isValue() )
        print( "LogValue( sizeof( "+ s + " ), &" + s + " )" );
    else if( pd.isString() )
        print( "LogString( "+ s + " )" );
    else
        print( "LogPointer( sizeof( "+ s + " ), "+ s + " )" );
}

LogValue( sizeof( p1 ), &p1 ); // int, void*
LogString( p2 ); // char*
LogPointer( sizeof( *p3 ), p3 ); // int, void*
```



Logging The Function Parameters

```
int arity3( DWORD p1, char* p2, struct S* p3 );

void logParam( ParameterDeclaration pd ) {
    String s = pd.getName();
    if( pd.isValue() )
        print( "LogValue( sizeof( "+ s + " ), &" + s + " )" );
    else if( pd.isString() )
        print( "LogString( " + s + " )" );
    else
        print( "LogPointer( sizeof( " + s + " ), " + s + " )" );
}

LogValue( sizeof( p1 ), &p1 ); // int, void*
LogString( p2 ); // char*
LogPointer( sizeof( *p3 ), p3 ); // int, void*
```



Logging The Function Parameters

```
int arity3( DWORD p1, char* p2, struct S* p3 );

void logParam( ParameterDeclaration pd ) {
    String s = pd.getName();
    if( pd.isValue() )
        print( "LogValue( sizeof( "+ s + " ), &" + s + " )" );
    else if( pd.isString() )
        print( "LogString( " + s + " )" );
    else
        print( "LogPointer( sizeof( " + s + " , " + s + " )" );
}

LogValue( sizeof( p1 ), &p1 ); // int, void*
LogString( p2 ); // char*
LogPointer( sizeof( *p3 ), p3 ); // int, void*
```



Resolving Typedef Declarations

```
void DeleteRegistryEntry( LPSTR key );
```

The parameter appears to be a simple value, and we might log it incorrectly. But following its typedef chain reveals it to be a string:

```
typedef char CHAR;  
typedef CHAR* LPSTR;
```

```
void DeleteRegistryEntry( char* key );
```

Correct logging of each parameter is thus:

```
for( ParameterDeclaration pd:fd.getParameters() ) {  
    ParameterDeclaration pd2 = tu.typedefs.resolve(pd);  
    logParam( pd2 );  
}
```



Resolving Typedef Declarations

```
void DeleteRegistryEntry( LPSTR key );
```

The parameter appears to be a simple value, and we might log it incorrectly. But following its typedef chain reveals it to be a string:

```
typedef char CHAR;  
typedef CHAR* LPSTR;
```

```
void DeleteRegistryEntry( char* key );
```

Correct logging of each parameter is thus:

```
for( ParameterDeclaration pd:fd.getParameters() ) {  
    ParameterDeclaration pd2 = tu.typedefs.resolve(pd);  
    logParam( pd2 );  
}
```



Completed Hook Function

```
int arity3( DWORD p1, char* p2, struct S* p3 );

int arity3HOOK( DWORD p1, char* p2, struct S* p3 ) {
    int result = arity3REAL( p1, p2, p3 );
    LogValue( sizeof( p1 ), &p1 );
    LogString( p2 );
    LogPointer( sizeof( *p3 ), p3 );
    LogResult( sizeof( result ), &result );
    return result;
}
```



Enriching The Logger

```
int arity3( DWORD p1, char* p2, struct S* p3 );

void LogPointer( int dataSize, void* ptr2Data ) {
    // dereference ptr2Data, grab dataSize bytes...
}
```

Should also grab the *value* of the pointer, it tells us something about the calling program:

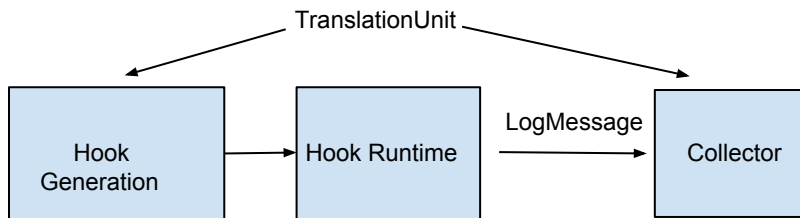
- Structure allocated globally.
- Structure allocated on the heap.
- Structure allocated on the stack (avenue for overflow?).

With info from a memory map (Ollydbg), can then fingerprint the coding style, in addition to the runtime behaviour.



Collecting the Logged Information

- Run an agent to harvest hook/log outputs (NamedPipe)
- Forward to central collector (UDP), oversees a whole network?
- Collector archives the log messages. Visualizations too.
- Collector uses same TranslationUnit information to decode the log messages.
- Knowledge about the hooked calls at both sender and receiver mean the log message format is general (and terse), needs no markup.



Conclusions, Future Work

- To maximize API hooking effectiveness, need automated hook generation.
- Once have such automation, easy to experiment with different logging strategies.
- Rich, precise logging can fingerprint original coding styles.
- But don't forget, API hooking is easy to combat, decoy.

Plan to release to github. Looking for testers!

